

Chassis

CX-xx67




Ø 80 / Ø 90 mm
(Optional)



Features of CX-xx67

| | |
|------------------------|---|
| Dimension | 170(W) x 408(H) x 395(D) mm (27.4 liter) |
| Drive Bays | 5.25" External x 4 3.5" External x 2 3.5" Internal x 4 |
| Expansion Slots | 7 |
| Mainboard | ATX/Micro ATX |
| Fan (mm) | Front : 80 x 80 x 1 or 90 x 90 x 1 (Optional) Rear : 80 x 80 x 1 or 90 x 90 x 1 (Optional) |
| Power Supply | PX/PL/PK/PW Series |

Chassis




- Smooth edges**
To provide greater safety for users
- Rear window EMI (CE) shield**
To enhance EMI (CE) effect
- TAC 2.0 SIDE VENT**
- Textured design**
To provide better feel and ease to handle
- Unique design**
To increase ventilation efficiency

SGCC

Packing Information


| | CUFT. | N.W. | G.W. | 20FT | 40FT | 40HQ |
|---------|-------|------|------|------|------|------|
| CX-xx67 | 1.68' | 3.74 | 4.34 | 611 | 1290 | 1475 |

Front View



Front Fan :
80x80 mm x 1 or
90x90 mm x 1
(Optional)

Side View




3.5" Drive Bays x 6
(External x 2 / Internal x 4)

Back View



Rear Fan :
80x80 mm x 1 or
90x90 mm x 1
(Optional)



TAC 2.0 SIDE VENT