


Chassis

CX-xx56




Ø 80 / Ø 90 / Ø 120 mm
(Optional)



Features of CX-xx56

Dimension (mm)	412(H)x185(W)x420(D) mm (32.0 liter)
Drive Bays	5.25" External x 4 3.5" External x 2 ; 3.5" Internal x 5
Expansion Slots	7
Mainboard	ATX/Micro ATX
Fan (mm)	Front: 80x80 x 1 or 90x90 x 1 or 20x120 x 1 (Optional) Rear: 80x80 x 1 or 90x90 x 1 (Optional)
Power Supply	PX/PL/PK/PW Series

Chassis



- Smooth edges**
To provide greater safety for users
- Rear window EMI (CE) shield**
To enhance EMI (CE) effect
- TAC 2.0 SIDE VENT**
- Textured design**
To provide better feel and ease to handle
- Unique design**
To increase ventilation efficiency

Packing Information

	CUFT.	N.W.	G.W.	20FT	40FT	40HQ
CX-xx56	1.78'	3.65	4.70	581	1202	1390

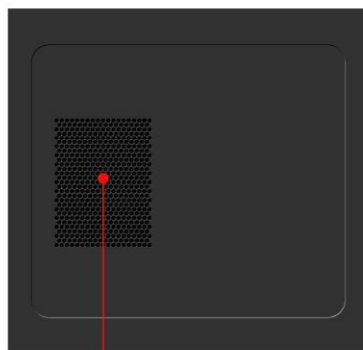
SGCC

Front View



Front Fan:
80x80 mm x 1 or
90x90 mm x 1 or
120 x 120 mm x 1
(Optional)

Side View



TAC 2.0 SIDE VENT

Back View



Rear Fan:
80x80 mm x 1 or
90x90 mm x 1
(Optional)



3.5" Drive Bays x 7
(External x 2 / Internal x 5)



All brand names and trademarks are the property of their respective owners.

KME 金標電子 Group KEY MOUSE ELECTRONIC ENTERPRISE CO., LTD.

www.kmepc.com www.k-mex.com